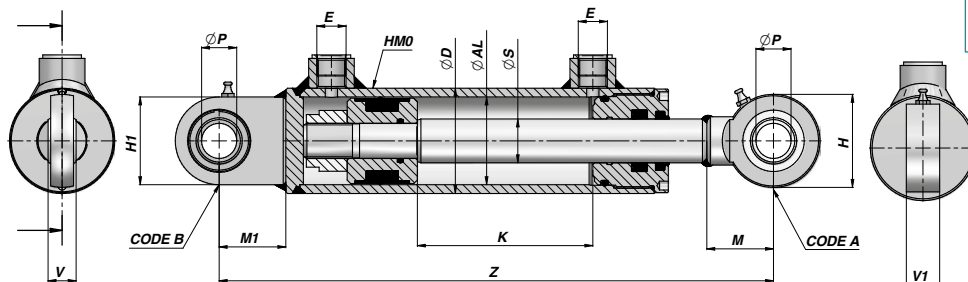
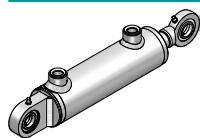


HMB

CILINDRO DOPPIO EFFETTO STANDARD CON ATTACCHI  
DOUBLE ACTING CYLINDER WITH ENDS

Series M250



Codice Code	K	Z	kg	E BSP	ØP	H	V	M	H1	V1	M1	Code A	Code B	Codice Code	K	Z	kg
<b>ØD 42 ØAL 32 ØS 20</b>																	
HMB032200050	50	225	1,75														
HMB032200100	100	275	2,09														
HMB032200150	150	325	2,44														
HMB032200200	200	375	2,79														
HMB032200250	250	425	3,15														
HMB032200300	300	475	3,49														
HMB032200400	400	575	4,19														
HMB032200500	500	675	4,90														
<b>ØD 50 ØAL 40 ØS 20</b>														<b>ØD 50 ØAL 40 ØS 25</b>			
HMB1200100	100	300	2,75											HMB1250100	100	300	2,94
HMB1200150	150	350	3,15											HMB1250150	150	350	3,41
HMB1200200	200	400	3,55											HMB1250200	200	400	3,89
HMB1200250	250	450	3,96											HMB1250250	250	450	4,34
HMB1200300	300	500	4,35											HMB1250300	300	500	4,81
HMB1200350	350	550	4,75											HMB1250350	350	550	5,28
HMB1200400	400	600	5,15											HMB1250400	400	600	5,75
HMB1200450	450	650	5,55											HMB1250450	450	650	6,22
HMB1200500	500	700	5,95											HMB1250500	500	700	6,68
														HMB1250550	550	750	7,16
														HMB1250600	600	800	7,62
<b>ØD 60 ØAL 50 ØS 25</b>														<b>ØD 60 ØAL 50 ØS 30</b>			
HMB2250100	100	316	3,91											HMB2300100	100	316	4,11
HMB2250150	150	366	4,43											HMB2300150	150	366	4,73
HMB2250200	200	416	4,96											HMB2300200	200	416	5,34
HMB2250250	250	466	5,49											HMB2300250	250	466	5,96
HMB2250300	300	516	6,02											HMB2300300	300	516	6,58
HMB2250350	350	566	6,55											HMB2300350	350	566	7,20
HMB2250400	400	616	7,08											HMB2300400	400	616	7,80
HMB2250450	450	666	7,61											HMB2300450	450	666	8,42
HMB2250500	500	716	8,14											HMB2300500	500	716	9,04
HMB2250550	550	766	8,67											HMB2300550	550	766	9,64
HMB2250600	600	816	9,20											HMB2300600	600	816	10,27
HMB2250700 <b>NEW!</b>	700	916	10,26											HMB2300700	700	916	11,50
HMB2250800	800	1016	11,32											HMB2300800	800	1016	12,72
HMB2251000	1000	1216	13,44											HMB2301000	1000	1216	15,18
<b>ØD 70 ØAL 60 ØS 30</b>														<b>ØD 70 ØAL 60 ØS 35</b>			
HMB3300100	100	350	5,88											HMB3350100	100	350	6,12
HMB3300150	150	400	6,56											HMB3350150	150	400	6,90
HMB3300200	200	450	7,23											HMB3350200	200	450	7,68
HMB3300250	250	500	7,91											HMB3350250	250	500	8,45
HMB3300300	300	550	8,59											HMB3350300	300	550	9,22
HMB3300350	350	600	9,26											HMB3350350	350	600	10,00
HMB3300400	400	650	9,93											HMB3350400	400	650	10,78
HMB3300450	450	700	10,61											HMB3350450	450	700	10,62
HMB3300500	500	750	11,29											HMB3350500	500	750	12,33
HMB3300550	550	800	11,96											HMB3350550	550	800	13,10
HMB3300600	600	850	12,64											HMB3350600	600	850	13,88
HMB3300700 <b>NEW!</b>	700	950	14,00											HMB3350700 <b>NEW!</b>	700	950	15,44
HMB3300800	800	1050	15,34											HMB3350800	800	1050	16,99
HMB3301000	1000	1250	18,04											HMB3351000	1000	1250	20,09



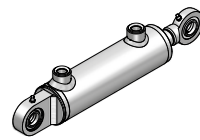
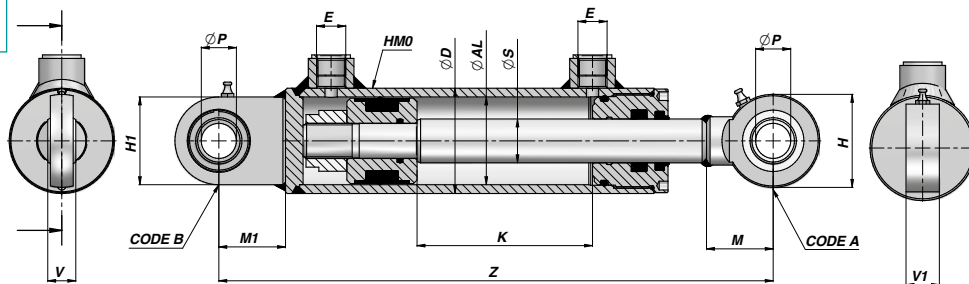
www.hydrotruck.cz  
info@hydrotruck.cz

Hydrotruck s.r.o.  
Tovačovská 3457/4a  
750 02, Přerov  
Česká republika

CILINDRO DOPPIO EFFETTO STANDARD CON ATTACCHI  
DOUBLE ACTING CYLINDER WITH ENDS



Series M250



Codice Code	K	Z	kg	E BSP	ØP	H	V	M	H1	V1	M1	Code A	Code B	Codice Code	K	Z	kg
<b>ØD 70 ØAL 60 ØS 40</b>															<b>ØD 73 ØAL 63 ØS 40</b>		
HMB3400200	200	450	8,35											HMB063400200	200	450	8,52
HMB3400250	250	500	9,19											HMB063400250	250	500	9,53
HMB3400300	300	550	10,11											HMB063400300	300	550	10,36
HMB3400350	350	600	10,99											HMB063400350	350	600	11,27
HMB3400400	400	650	11,86											HMB063400400	400	650	12,16
HMB3400450	450	700	12,78											HMB063400450	450	700	13,07
HMB3400500	500	750	13,67	3/8"	25	64	20	45	55	23	45	CSTS025C00	CSTS025N00	HMB063400500	500	750	13,98
HMB3400550	550	800	14,56											HMB063400550	550	800	14,89
HMB3400600	600	850	15,45											HMB063400600	600	850	15,80
HMB3400700 <b>NEW!</b>	700	950	17,24											HMB063400700 <b>NEW!</b>	700	950	17,64
HMB3400800	800	1050	19,02											HMB063400800	800	1050	19,46
HMB3401000	1000	1250	22,58											HMB063401000	1000	1250	23,08
<b>ØD 80 ØAL 70 ØS 35</b>															<b>ØD 80 ØAL 70 ØS 40</b>		
HMB4350100	100	350	7,12											HMB4400100 <b>NEW!</b>	100	350	7,48
HMB4350150	150	400	7,93											HMB4400150 <b>NEW!</b>	150	400	8,44
HMB4350200	200	450	8,79											HMB4400200	200	450	9,40
HMB4350250	250	500	9,61											HMB4400250	250	500	10,35
HMB4350300	300	550	10,47											HMB4400300	300	550	11,31
HMB4350350	350	600	11,30											HMB4400350	350	600	12,24
HMB4350400	400	650	12,14	3/8"	25	64	20	45	55	23	45	CSTS025C00	CSTS025N00	HMB4400400	400	650	13,19
HMB4350450	450	700	12,98											HMB4400450	450	700	14,16
HMB4350500	500	750	13,79											HMB4400500	500	750	15,11
HMB4350550	550	800	14,63											HMB4400550	550	800	16,05
HMB4350600	600	850	15,49											HMB4400600	600	850	17,00
HMB4350700 <b>NEW!</b>	700	950	17,15											HMB4400700 <b>NEW!</b>	700	950	18,92
HMB4350800	800	1050	18,81											HMB4400800	800	1050	20,81
HMB4351000	1000	1250	22,17											HMB4401000	1000	1250	24,62
<b>ØD 92 ØAL 80 ØS 40</b>															<b>ØD 92 ØAL 80 ØS 50</b>		
HMB5400200	200	482	12,81											HMB5500200	200	482	13,98
HMB5400250	250	532	13,93											HMB5500250	250	532	15,47
HMB5400300	300	582	15,05											HMB5500300	300	582	16,87
HMB5400400	400	682	17,24											HMB5500400	400	682	19,59
HMB5400500	500	782	19,55	1/2"	30	73	22	51	65	28	51	CSTS030C00	CSTS030N00	HMB5500500	500	782	22,43
HMB5400600	600	882	21,80											HMB5500600	600	882	25,29
HMB5400700 <b>NEW!</b>	700	982	24,05											HMB5500700 <b>NEW!</b>	700	982	28,10
HMB5400800	800	1082	26,30											HMB5500800	800	1082	30,90
HMB5401000	1000	1282	30,80											HMB5501000	1000	1282	36,47
<b>ØD 105 ØAL 90 ØS 50</b>															<b>ØD 115 ØAL 100 ØS 60</b>		
HMB090500300	300	624	23,14														
HMB090500400	400	724	26,47														
HMB090500500	500	824	29,80														
HMB090500600	600	924	33,14	1/2"	40	92	28	69	100	35	69	CSTS040C00	CSTS040N00				
HMB090500700 <b>NEW!</b>	700	1024	36,47														
HMB090500800	800	1124	39,80														
HMB090501000	1000	1324	46,52														
HMB6500200	200	548	23,46														
HMB6500250	250	598	25,22														
HMB6500300	300	648	26,97														
HMB6500400	400	748	30,49														
HMB6500500	500	848	34,00	1/2"	40	92	28	69	100	35	69	CSTS040C00	CSTS040N00	HMB6600300	300	648	29,17
HMB6500600	600	948	37,53											HMB6600400	400	748	33,36
HMB6500700 <b>NEW!</b>	700	1048	41,05											HMB6600500	500	848	37,56
HMB6500800	800	1148	44,56											HMB6600600	600	948	41,76
HMB6501000	1000	1348	51,59											HMB6600700 <b>NEW!</b>	700	1048	45,95
														HMB6600800	800	1148	50,15
														HMB6601000	1000	1348	58,62

MATERIALE TUBO: ACCIAIO S1 52.3 DIN 2393 ISO H9  
TUBE MATERIAL : STEEL S1 52.3 DIN 2393 ISO H9

MATERIALE ASTA: ACCIAIO UNI C45 SAE 1045 CROMO 25 µm ±5 Rating 9 / 200h ISO 10289 - 1999/ISO 9227-NSS  
ROD MATERIAL : STEEL UNI C45 SAE 1045 CHROME 25 µm ±5 Rating 9 / 200h ISO 10289 - 1999/ISO 9227-NSS

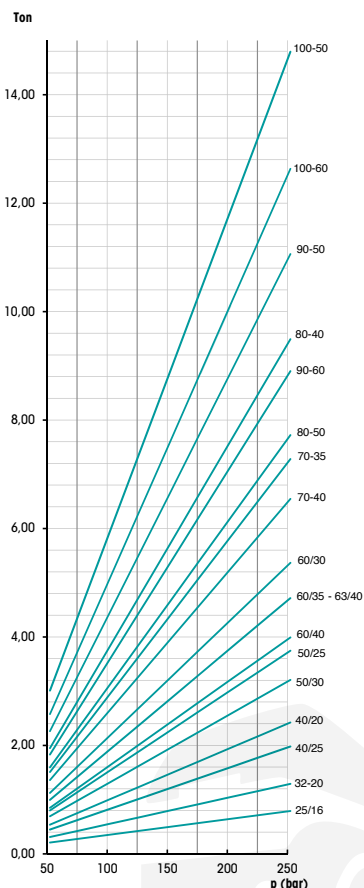
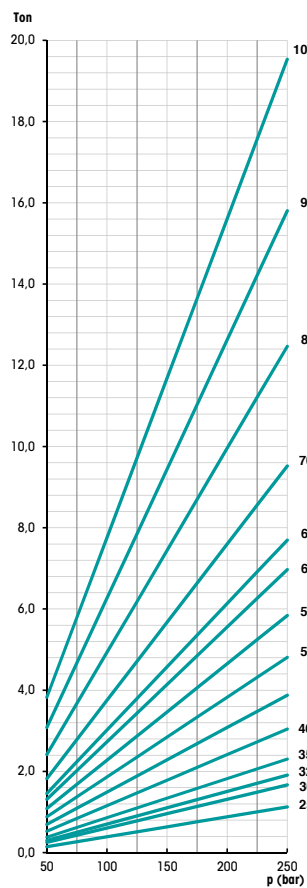


www.hydrotruck.cz  
info@hydrotruck.cz

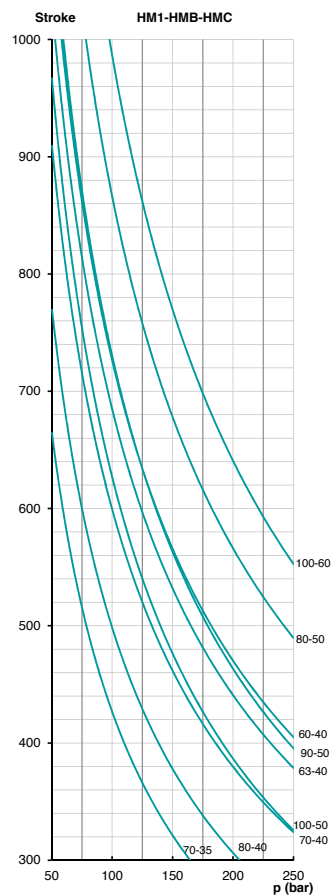
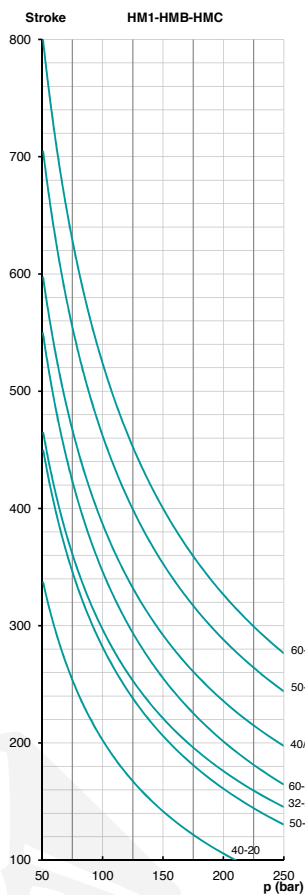
Hydrotruck s.r.o.  
Tovačovská 3457/4a  
750 02, Přerov  
Česká republika

CARATTERISTICHE TECNICHE  
TECHNICAL SPECIFICATIONS

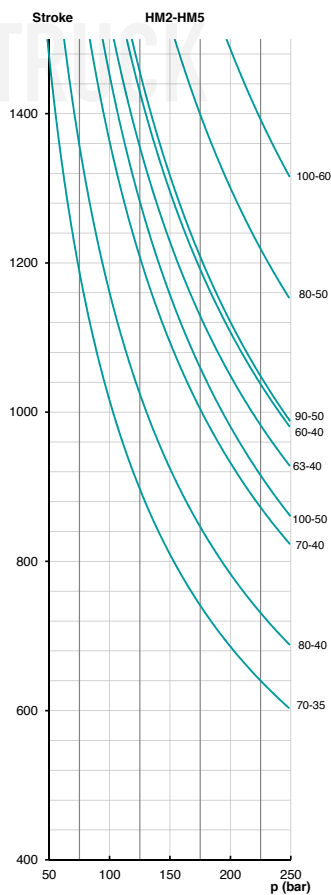
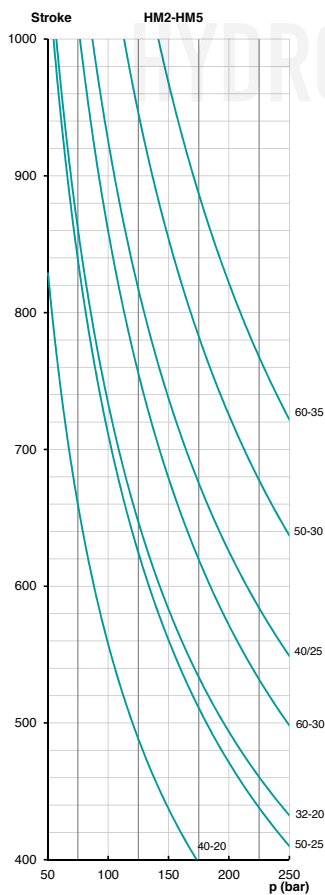
FORZA IN SPINTA - OUTPUT FORCE    FORZA IN TIRO - INPUT FORCE



PRESSOFLESSIONE - BUCKLING ( HM1 )

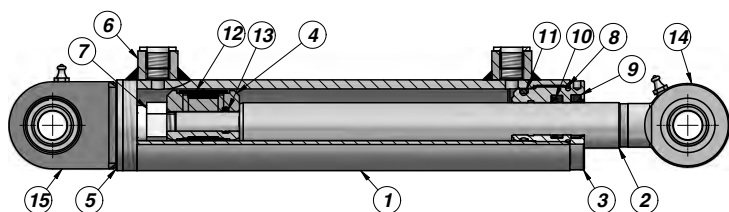


PRESSOFLESSIONE - BUCKLING ( HM2- HM5 )



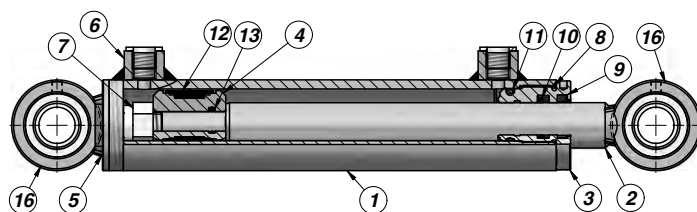
## CARATTERISTICHE TECNICHE TECHNICAL SPECIFICATIONS

### TYPE "HMB"



Pressione Massima - Max. Pressure: 250 Bar (\*\*)

### TYPE "HMC"



Pressione Massima - Max. Pressure: 250 Bar (\*\*)

PRODOTTO - PRODUCT		MATERIALE - MATERIAL	
1	TUBO LUCIDO POLISHED TUBE	ACCIAIO: St 52.3 DIN 2393 ISO H9 STEEL: St 52.3 DIN 2393 ISO H9	
2	STELO CROMATO CHROMED ROD	ACCIAIO: UNI C45 - SAE 1045 - CROMO 25 µm ±5 Rating 9 / 200h (<ø20 120h) ISO 10289 - 1999/ISO 9227-NSS STEEL: UNI C45 - SAE 1045 - CHROME 25 µm ±5 Rating 9 / 200h (<ø20 120h) ISO 10289 - 1999/ISO 9227-NSS	
3	TESTATA DI GUIDA HEAD BUSH	GHISA: EN-GJL 250 ( G25-UNI 5007 / EN 1561 ) HYDRAULIC CAST IRON: EN-GJL 250 ( G25-UNI 5007 / EN 1561 )	
4	PISTONE PISTON	ACCIAIO: 9SMn28 STEEL: 9SMn28	
5	FONDELLO END PLUG	ACCIAIO: S355J0 (Fe510C) - S355JR (A105) STEEL: S355J0 (Fe510C) - S355JR (A105)	
6	BORCHIA FILETTATA THREADED PORT	ACCIAIO STEEL	
7	DADO AUTOBLOCCANTE LOCKNUT	ACCIAIO: UNI 7473 - 7474 STEEL: UNI 7473 - 7474	
8	GUARNIZIONE: O-RING SEAL: O-RING	NBR 70 SHORE NBR 70 SHORE	
9	GUARNIZIONE: GHK SEAL: GHK	POLIURETANO POLYURETHANE	
10	GUARNIZIONE: TSE-TTS-TT/L SEAL: TSE-TTS-TT/L	TSE: NBR+TESSUTO TTS-TT/L: POLIURETANO TSE: NBR+FABRIC TTS-TT/L: POLYURETHANE	
11	GUARNIZIONE: O-RING SEAL: O-RING	NBR 70 SHORE NBR 70 SHORE	
12	GUARNIZIONE: TPM SEAL: TPM	NBR+POM+TPE NBR+POM+TPE	
13	GUARNIZIONE: O-RING SEAL: O-RING	NBR 70 SHORE NBR 70 SHORE	
14	TERMINALE A SNODO RILUBRIFICABILE BALL-JOINT END WITH GREASE NIPPLE	TIPO : "CSTS...C" ACCIAIO: ISO 12240-4 SERIE E - TIPO S TYPE : "CSTS...C" STEEL: ISO 12240-4 SERIES E - TYPE S	
15	TERMINALE A SNODO RILUBRIFICABILE BALL-JOINT END WITH GREASE NIPPLE	TIPO : "CSTS...N" ACCIAIO: ISO 12240-1 SERIE E TYPE : "CSTS...N" STEEL: ISO 12240-1 SERIES E	
16	ANELLO A SILDARE CON SNODO "GE" MONTATO WELD-RING WITH "GE" BALL-JOINT	TIPO : "CAGEG" ACCIAIO: S355J0 (Fe510C) - S355JR (A105) TYPE : "CAGEG" STEEL: S355J0 (Fe510C) - S355JR (A105)	

Velocità Limite - Top Speed: max 0,5 m/s Temperatura C° - Temperature C°: -25°C - +80°C

(\*\*) Il dato della pressione è sempre da verificare in base all'applicazione del cilindro.

(\*\*) The pressure value is always to be checked depending on the application of the cylinders.



[www.hydrotruck.cz](http://www.hydrotruck.cz)  
[info@hydrotruck.cz](mailto:info@hydrotruck.cz)

Hydrotruck s.r.o.  
Tovačovská 3457/4a  
750 02, Přerov  
Česká republika