Bezodkapové spojky

PLT4

Ploché čelo • ocelové provedení

TECHNICKÉ PROVEDENÍ

ISO 16028 pro DN06 až DN30 dle katalogu DNP.
Ploché čelo, zajištění radiálními kuličkami.
Materiál: ocel.
Povrch: Zn-Fe (Cr III) a Zn-Ni.
Závity: BSP, NPT, SAE a metrické.
Standardní těsnění: NBR a PU.
Pracovní teplota: -25 až +100 °C.
Volitelná těsnění: FKM, EPDM a další.
Pracovní tlak: 350-500 bar dle velikosti.
Spojování se zbytkovým tlakem není dovoleno.



PARAMETRY PODLE VELIKOSTI

Tlaky v tabulce jsou v MPa jako v originále. 1 MPa = 10 bar.

DNP	BG	ISO	[mm]	Max. pracovní tlak [MPa]	Jmenovitý průtok [l/min]	Max. průtok [l/min]	Min. tlak při porušení vsuvka [MPa]	Min. tlak při porušení objímka [MPa]	Min. tlak při porušení spojeno [MPa]	Únik kapaliny [cm³]
04	0	5	4	50	3	9	250	210	250	0.006
06	1	6.3	6	40	12	24	190	190	190	0.008
13	2	10	8.6	35	23	46	150	170	160	0.010
20	3	12.5	10.7	35	45	90	170	150	170	0.012
22	4A	16	12.8	35	74	150	160	140	150	0.015
25	4	19	14.8	35	100	200	160	140	180	0.020
30	5	25	17.6	35	189	280	140	140	150	0.030

PRŮTOK A TLAKOVÁ ZTRÁTA

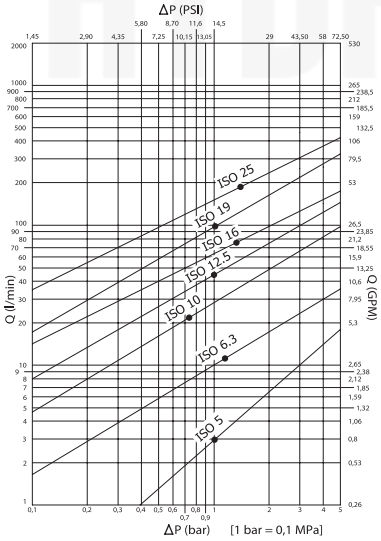

Jak číst tabulku

DNP, BG a ISO označují velikost spojky. Připojovací závit je v rozměrové tabulce.

Jmenovitý a maximální průtok jsou dvě samostatné hodnoty. Tlakovou ztrátu při daném průtoku odečtete z křivky velikosti.

Pro provoz platí max. pracovní tlak. Minimální tlak při porušení je uveden zvlášť pro vsuvku, objímku a spojený pár.

Zdroj DNP Catalogue 2023, str. 134-146.

HYDROTRUCK

Hydrotruck s.r.o.
Tovačovská 3457/4a, 750 02 Přerov
Česká republika

www.hydrotruck.cz
info@hydrotruck.cz
poptavky@hydrotruck.cz

PLT4

PLT4 DN04 - BG 0 - ISO 5

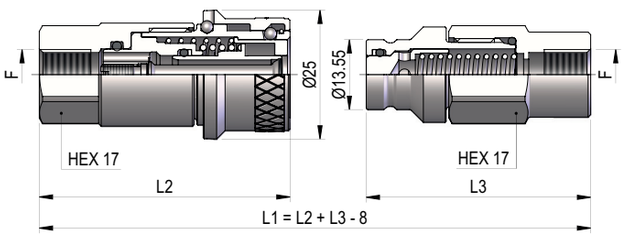

THREADS	L2	L3	F	STANDARD	FEMMINA - FEMALE - MUFFE - FEMELLE			MASCHIO - MALE - STECKER - MALE		
					COD. F	Weight (g)	Packaging (pcs)	COD. M	Weight (g)	Packaging (pcs)
IG 1	48.6	43.5	BSP 1/8"	DIN 3852-2	PLT4.0404.112	93	192	PLT4.0404.113	52	300
	48.6	43.5	NPT 1/8"	ANSI B1.20.1	PLT4.0404.012	94	192	PLT4.0404.013	52	300
IG 2	50.6	45.5	7/16"-20 UNF 2B	SAE J 1926-1	PLT4.0412.032	95	192	PLT4.0412.033	54	300

HYDROTRUCK

THREADS

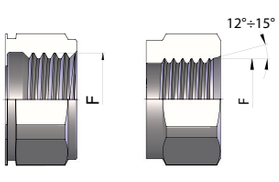

IG 1 IG 2

F = připojovací závit • COD. F = kód objímky (samice) • COD. M = kód vsuvky (samec).
L1, L2, L3, L4 a ØT = kóty výkresu • HEX / CH = rozměr klíče • IG = provedení závitu.
Weight = hmotnost [g] • Packaging = balení výrobce [ks] • Standard = norma závitu.

HYDROTRUCK
Hydrotruck s.r.o.
Tovačovská 3457/4a, 750 02 Přerov
Česká republika
www.hydrotruck.cz
info@hydrotruck.cz
poptavky@hydrotruck.cz

PLT4

PLT4 DN06 - BG 1 - ISO 6.3

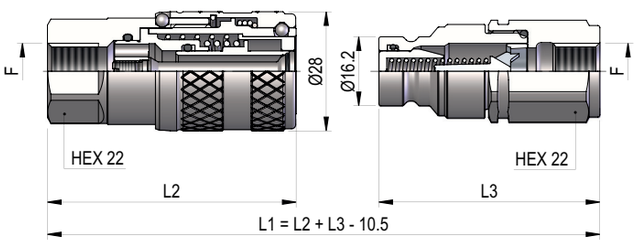

THREADS	L2	L3	L4	ØT	F	STANDARD	FEMMINA - FEMALE - MUFFE - FEMELLE			MASCHIO - MALE - STECKER - MALE		
							COD. F	Weight (g)	Packaging (pcs)	COD. M	Weight (g)	Packaging (pcs)
IG 1	58.5	52			BSP 1/4"	DIN 3852-2	PLT4.0606.112	181	100	PLT4.0606.113	95	200
	58.5	52			NPT 1/4"	ANSI B1.20.1	PLT4.0606.012	182	100	PLT4.0606.013	96	200
	58.5	52			Rc 1/4"	EN 10226-2	PLT4.0606.042	182	100	PLT4.0606.043	98	200
	58.5	52			BSP 3/8"	DIN 3852-2	PLT4.0610.112	170	100	PLT4.0610.113	86	200
	58.5	52			NPT 3/8"	ANSI B1.20.1	PLT4.0610.012	173	100	PLT4.0610.013	88	200
	58.5	52			M16x1.5	DIN 3852-1	PLT4.0616.102	173	100	PLT4.0616.103	89	200
	58.5	52			M18x1.5	DIN 3852-1	PLT4.0618.102	166	100	PLT4.0618.103	82	200
IG 2	58.5	52			9/16"-18 UNF 2B	SAE J 1926-1	PLT4.0615.032	178	100	PLT4.0615.033	92	200
AG 2	63.6	53.9	14.1		9/16"-18 UNF 2A	ISO 8434-2	PLT4.0615.302	194	100	PLT4.0615.303	80	200
AGS 2	82.8	73.1	33.3		9/16"-18 UNF 2A	ISO 8434-2	PLT4.0615.502	181	70	PLT4.0615.503	93	150
AG 3	59.5	49.8	10	06L	M12x1.5	ISO 8434-1-L	PLT4.0612.302	165	100	PLT4.0612.303	77	200
	59.5	49.8	10	08L	M14x1.5	ISO 8434-1-L	PLT4.0614.302	166	100	PLT4.0614.303	78	200
	60.5	50.8	11	10L	M16x1.5	ISO 8434-1-L	PLT4.0616.302	168	100	PLT4.0616.303	79	200
	60.5	50.8	11	12L	M18x1.5	ISO 8434-1-L	PLT4.0618.302	168	100	PLT4.0618.303	80	200
	61.5	51.8	12	08S	M16x1.5	ISO 8434-1-S	PLT4.0616.402	171	100	PLT4.0616.403	83	200
	61.5	51.8	12	10S	M18x1.5	ISO 8434-1-S	PLT4.0618.402	173	100	PLT4.0618.403	85	200
	61.5	51.8	12	12S	M20x1.5	ISO 8434-1-S	PLT4.0620.402	176	100	PLT4.0620.403	87	200
AGS 3	75.5	65.8	26	06L	M12x1.5	ISO 8434-1-L	PLT4.0612.502	182	70	PLT4.0612.503	94	150
	75.5	65.8	26	08L	M14x1.5	ISO 8434-1-L	PLT4.0614.502	186	70	PLT4.0614.503	98	150
	75.5	65.8	26	10L	M16x1.5	ISO 8434-1-L	PLT4.0616.502	193	70	PLT4.0616.503	104	150
	75.5	65.8	26	12L	M18x1.5	ISO 8434-1-L	PLT4.0618.502	196	70	PLT4.0618.503	109	150
	76.5	66.8	27	08S	M16x1.5	ISO 8434-1-S	PLT4.0616.602	199	70	PLT4.0616.603	112	150
	76.5	66.8	27	10S	M18x1.5	ISO 8434-1-S	PLT4.0618.602	207	70	PLT4.0618.603	119	150
	76.5	66.8	27	12S	M20x1.5	ISO 8434-1-S	PLT4.0620.602	217	70	PLT4.0620.603	128	150
AGS 4	83.5	73.8	34		11/16"-16 UN 2A	ISO 8434-3	PLT4.0610.532	208	70	PLT4.0610.533	93	150
AG 5	61.5	54.3	12		BSP 3/8"	DIN 3852-2-B	PLT4.0610.212	202	100	PLT4.0610.213	88	200
	63.5	53.8	12		BSP 1/4"	DIN 3852-2-A	PLT4.0606.712	172	100	PLT4.0606.713	83	200
	61.5	54.3	12		BSP 3/8"	DIN 3852-2-A	PLT4.0610.712	202	100	PLT4.0610.713	88	200
AG 7	63.5	53.8	14		NPT 1/4"	ANSI B1.20.1	PLT4.0606.022	169	100	PLT4.0606.023	82	200
	63.5	53.8	14		R 1/4"	EN 10226-2	PLT4.0606.052	168	100	PLT4.0606.053	82	200
	63	53.8	14		NPT 3/8"	ANSI B1.20.1	PLT4.0610.022	173	100	PLT4.0610.023	90	200
	63.5	53.8	14		R 3/8"	EN 10226-2	PLT4.0610.052	174	100	PLT4.0610.053	90	200

THREADS

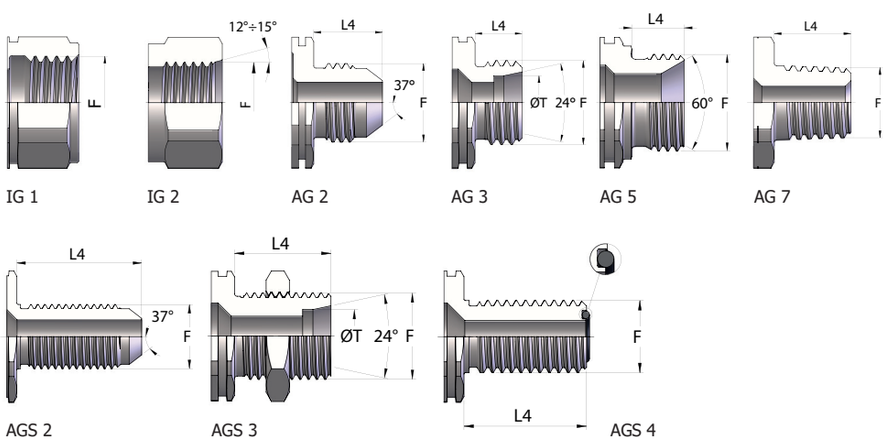

F = připojovací závit • COD. F = kód objímky (samice) • COD. M = kód vsuvky (samec).
L1, L2, L3, L4 a ØT = kóty výkresu • HEX / CH = rozměr klíče • IG = provedení závitu.
Weight = hmotnost [g] • Packaging = balení výrobce [ks] • Standard = norma závitu.

HYDROTRUCK
Hydrotruck s.r.o.
Tovačovská 3457/4a, 750 02 Přerov
Česká republika
www.hydrotruck.cz
info@hydrotruck.cz
poptavky@hydrotruck.cz

PLT4

PLT4 DN13 - BG 2 - ISO 10

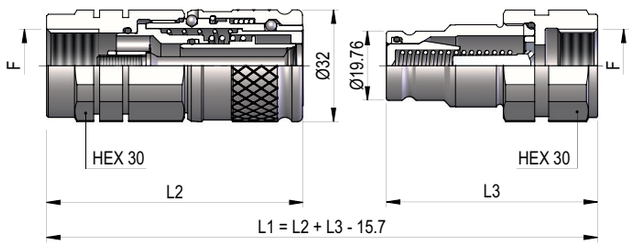

THREADS	L2	L3	L4	ØT	F	STANDARD	FEMMINA - FEMALE - MUFFE - FEMELLE			MASCHIO - MALE - STECKER - MALE		
							COD. F	Weight (g)	Packaging (pcs)	COD. M	Weight (g)	Packaging (pcs)
IG 1	73.5	60.5			BSP 1/4"	DIN 3852-2	PLT4.1306.112	319	60	PLT4.1306.113	168	60
	73.5	60.5			BSP 3/8"	DIN 3852-2	PLT4.1310.112	309	60	PLT4.1310.113	158	60
	73.5	63.5			NPT 3/8"	ANSI B1.20.1	PLT4.1310.012	311	60	PLT4.1310.013	184	60
	73.5	61.5			Rc 3/8"	EN 10226-2	PLT4.1310.042	311	60	PLT4.1310.043	179	60
	73.5	60.5			BSP 1/2"	DIN 3852-2	PLT4.1313.112	294	60	PLT4.1313.113	154	60
	73.5	63.5			NPT 1/2"	ANSI B1.20.1	PLT4.1313.012	297	60	PLT4.1313.013	168	60
	74.5	65			Rc 1/2"	EN 10226-2	PLT4.1313.042	301	60	PLT4.1313.043	175	60
	73.5	60.5			M14x1.5	DIN 3852-1	PLT4.1314.102	317	60	PLT4.1314.103	167	60
	73.5	60.5			M16x1.5	DIN 3852-1	PLT4.1316.102	312	60	PLT4.1316.103	160	60
	73.5	60.5			M18x1.5	DIN 3852-1	PLT4.1318.102	305	60	PLT4.1318.103	155	60
	73.5	60.5			M20x1.5	DIN 3852-1	PLT4.1320.102	301	60	PLT4.1320.103	157	60
AG 1	76	61	11		M14x1.5	ISO 6149-2	PLT4.1314.222	286	60	PLT4.1314.223	134	60
IG 2	72	60.5			9/16-18 UNF 2B	SAE J 1926-1	PLT4.1315.032	309	60	PLT4.1315.033	165	60
	73.5	60.5			3/4"-16 UNF 2B	SAE J 1926-1	PLT4.1319.032	301	60	PLT4.1319.033	158	60
	74.5	64.5			7/8"-14 UNF 2B	SAE J 1926-1	PLT4.1323.032	287	60	PLT4.1323.033	159	60
	73.5	62.5			M16x1.5	ISO 6149-1	PLT4.1316.112	311	60	PLT4.1316.113	175	60
	74.5	63.5			M22x1.5	ISO 6149-1	PLT4.1322.102	293	60	PLT4.1322.103	162	60
AG 2	77	61.6	14.1		9/16"-18 UNF 2A	ISO 8434-2	PLT4.1315.302	283	60	PLT4.1315.303	126	60
	79.7	64.2	16.7		3/4"-16 UNF 2A	ISO 8434-2	PLT4.1319.302	291	60	PLT4.1319.303	139	60
AGS 2	100	85.1	37.6		3/4"-16 UNF 2A	ISO 8434-2	PLT4.1319.502	315	60	PLT4.1319.503	162	60
	103.6	88.6	41.1		7/8"-14 UNF 2A	ISO 8434-2	PLT4.1323.502	330	60	PLT4.1323.503	178	60
AG 3	72.5	57.5	10	08L	M14x1.5	ISO 8434-1-L	PLT4.1314.302	278	60	PLT4.1314.303	126	60
	73.5	58.5	11	10L	M16x1.5	ISO 8434-1-L	PLT4.1316.302	279	60	PLT4.1316.303	127	60
	73.5	58.5	11	12L	M18x1.5	ISO 8434-1-L	PLT4.1318.302	280	60	PLT4.1318.303	125	60
	74.5	59.5	12	15L	M22x1.5	ISO 8434-1-L	PLT4.1322.302	286	60	PLT4.1322.303	130	60
	74.5	59.5	12	18L	M26x1.5	ISO 8434-1-L	PLT4.1326.302	301	60	PLT4.1326.303	138	60
	74.5	59.5	12	10S	M18x1.5	ISO 8434-1-S	PLT4.1318.402	285	60	PLT4.1318.403	133	60
	74.5	59.5	12	12S	M20x1.5	ISO 8434-1-S	PLT4.1320.402	288	60	PLT4.1320.403	135	60
	76.5	61.5	14	14S	M22x1.5	ISO 8434-1-S	PLT4.1322.402	293	60	PLT4.1322.403	140	60
	76.5	61.5	14	16S	M24x1.5	ISO 8434-1-S	PLT4.1324.402	296	60	PLT4.1324.403	141	60

segue/follows/folgt/suite

THREADS

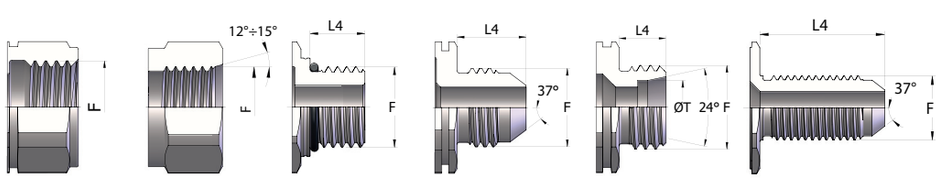

IG 1 IG 2 AG 1 AG 2 AG 3 AGS 2

F = připojovací závit • COD. F = kód objímky (samice) • COD. M = kód vsuvky (samec).
L1, L2, L3, L4 a ØT = kóty výkresu • HEX / CH = rozměr klíče • IG = provedení závitu.
Weight = hmotnost [g] • Packaging = balení výrobce [ks] • Standard = norma závitu.

HYDROTRUCK
Hydrotruck s.r.o.
Tovačovská 3457/4a, 750 02 Přerov
Česká republika
www.hydrotruck.cz
info@hydrotruck.cz
poptavky@hydrotruck.cz

PLT4

PLT4 DN13 - BG 2 - ISO 10

THREADS	L2	L3	L4	ØT	F	STANDARD	FEMMINA - FEMALE - MUFFE - FEMELLE			MASCHIO - MALE - STECKER - MALE		
							COD. F	Weight (g)	Packaging (pcs)	COD. M	Weight (g)	Packaging (pcs)
AGS 3	88.5	73.5	26	08L	M14x1.5	ISO 8434-1-L	PLT4.1314.502	297	60	PLT4.1314.503	146	60
	88.5	73.5	26	10L	M16x1.5	ISO 8434-1-L	PLT4.1316.502	304	60	PLT4.1316.503	152	60
	88.5	73.5	26	12L	M18x1.5	ISO 8434-1-L	PLT4.1318.502	309	60	PLT4.1318.503	153	60
	98.5	83.5	36	12L	M18x1.5	ISO 8434-1-L	PLT4.1318.512	320	60	PLT4.1318.513	164	60
	89.5	74.5	27	15L	M22x1.5	ISO 8434-1-L	PLT4.1322.502	334	60	PLT4.1322.503	179	60
	89.5	74.5	27	18L	M26x1.5	ISO 8434-1-L	PLT4.1326.502	370	60	PLT4.1326.503	212	60
	89.5	74.5	27	10S	M18x1.5	ISO 8434-1-S	PLT4.1318.602	319	60	PLT4.1318.603	167	60
	89.5	74.5	27	12S	M20x1.5	ISO 8434-1-S	PLT4.1320.602	328	60	PLT4.1320.603	175	60
	91.5	76.5	29	14S	M22x1.5	ISO 8434-1-S	PLT4.1322.602	345	60	PLT4.1322.603	194	60
	91.5	76.5	29	16S	M24x1.5	ISO 8434-1-S	PLT4.1324.602	352	60	PLT4.1324.603	199	60
AG 5	77	62	12		BSP 3/8"	DIN 3852-2-B	PLT4.1310.212	293	60	PLT4.1310.213	136	60
	79.5	64.5	14		BSP 1/2"	DIN 3852-2-B	PLT4.1313.212	303	60	PLT4.1313.213	144	60
AG 7	76.5	61.5	14		NPT 3/8"	ANSI B1.20.1	PLT4.1310.022	289	60	PLT4.1310.023	143	60
AG 8	74	58.5	11		M16x1.5	DIN 7631	PLT4.1316.702	283	60	PLT4.1316.703	128	60
	78.5	63.5	16		M20x1.5	DIN 7631	PLT4.1320.702	293	60	PLT4.1320.703	141	60
	76.5	61.5	14		M22x1.5	DIN 7631	PLT4.1322.702	290	60	PLT4.1322.703	138	60

HYDROTRUCK

THREADS

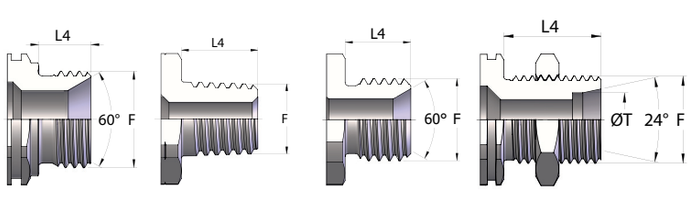

AG 5 AG 7 AG 8 AGS 3

F = připojovací závit • COD. F = kód objímky (samice) • COD. M = kód vsuvky (samec).
L1, L2, L3, L4 a ØT = kóty výkresu • HEX / CH = rozměr klíče • IG = provedení závitu.
Weight = hmotnost [g] • Packaging = balení výrobce [ks] • Standard = norma závitu.

HYDROTRUCK
Hydrotruck s.r.o.
Tovačovská 3457/4a, 750 02 Přerov
Česká republika
www.hydrotruck.cz
info@hydrotruck.cz
poptavky@hydrotruck.cz

PLT4

PLT4 DN20 - BG 3 - ISO 12.5

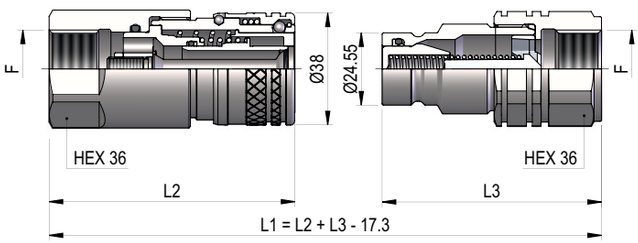

THREADS	L2	L3	L4	ØT	F	STANDARD	FEMMINA - FEMALE - MUFFE - FEMELLE			MASCHIO - MALE - STECKER - MALE		
							COD. F	Weight (g)	Packaging (pcs)	COD. M	Weight (g)	Packaging (pcs)
IG 1	83.5	72.5			BSP 1/2"	DIN 3852-2	PLT4.2013.112	529	35	PLT4.2013.113	301	42
	83.5	74			NPT 1/2"	ANSI B1.20.1	PLT4.2013.012	532	35	PLT4.2013.013	314	42
	83.5	74			Rc 1/2"	EN 10226-2	PLT4.2013.042	534	35	PLT4.2013.043	315	42
	83.5	74.5			BSP 3/4"	DIN 3852-2	PLT4.2019.112	498	35	PLT4.2019.113	282	42
	83.5	74.8			NPT 3/4"	ANSI B1.20.1	PLT4.2019.012	507	35	PLT4.2019.013	287	42
	84.5	74.8			Rc 3/4"	EN 10226-2	PLT4.2019.042	511	35	PLT4.2019.043	290	42
	82.5	70.5			M18x1.5	DIN 3852-1	PLT4.2018.102	534	35	PLT4.2018.103	300	42
	82.5	70			M22x1.5	DIN 3852-1	PLT4.2022.102	517	35	PLT4.2022.103	283	42
	83.5	74			M26x1.5	DIN 3852-1	PLT4.2026.102	496	35	PLT4.2026.103	280	42
	83.5	74			M30x1.5	DIN 3852-1	PLT4.2030.102	470	35	PLT4.2030.103	254	42
IG 2	79.5	70			3/4"-16 UNF 2B	SAE J 1926-1	PLT4.2019.032	507	35	PLT4.2019.033	293	42
	81.5	74			7/8"-14 UNF 2B	SAE J 1926-1	PLT4.2023.032	512	35	PLT4.2023.033	306	42
	83.5	74			1"1/16-12 UN 2B	SAE J 1926-1	PLT4.2027.032	492	35	PLT4.2027.033	302	42
AG 2	87.2	75.7	16.7		3/4"-16 UNF 2A	ISO 8434-2	PLT4.2019.302	451	35	PLT4.2019.303	248	42
	89.8	78.3	19.3		7/8"-14 UNF 2A	ISO 8434-2	PLT4.2023.302	461	35	PLT4.2023.303	257	42
	92.5	81	22		1"1/16-12 UN 2A	ISO 8434-2	PLT4.2027.302	488	35	PLT4.2027.303	272	42
AGS 2	108	96.6	37.6		3/4"-16 UNF 2A	ISO 8434-2	PLT4.2019.502	494	30	PLT4.2019.503	286	42
	111.6	100	41.1		7/8"-14 UNF 2A	ISO 8434-2	PLT4.2023.502	510	30	PLT4.2023.503	291	42
	116	104.4	45.4		1"1/16-12 UN 2A	ISO 8434-2	PLT4.2027.502	544	30	PLT4.2027.503	324	42
AG 3	81.5	70	11	12L	M18x1.5	ISO 8434-1-L	PLT4.2018.302	453	35	PLT4.2018.303	239	42
	82.5	71	12	15L	M22x1.5	ISO 8434-1-L	PLT4.2022.302	458	35	PLT4.2022.303	244	42
	82.5	71	12	18L	M26x1.5	ISO 8434-1-L	PLT4.2026.302	466	35	PLT4.2026.303	250	42
	84.5	73	14	22L	M30x2	ISO 8434-1-L	PLT4.2030.302	468	35	PLT4.2030.303	254	42
	82.5	71	12	10S	M18x1.5	ISO 8434-1-S	PLT4.2018.402	460	35	PLT4.2018.403	243	42
	82.5	71	12	12S	M20x1.5	ISO 8434-1-S	PLT4.2020.402	462	35	PLT4.2020.403	246	42
	84.5	73	14	14S	M22x1.5	ISO 8434-1-S	PLT4.2022.402	466	35	PLT4.2022.403	250	42
	84.5	73	14	16S	M24x1.5	ISO 8434-1-S	PLT4.2024.402	469	35	PLT4.2024.403	252	42
	86.5	75	16	20S	M30x2	ISO 8434-1-S	PLT4.2030.402	481	35	PLT4.2030.403	267	42

segue/follows/folgt/suite

THREADS

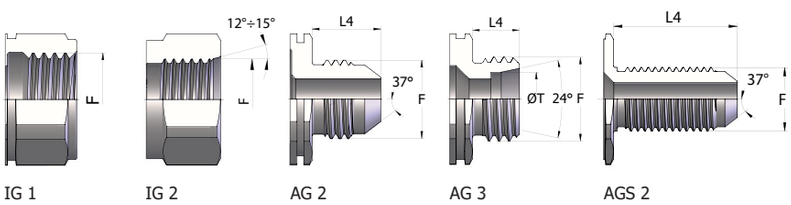

IG 1 IG 2 AG 2 AG 3 AGS 2

F = připojovací závit • COD. F = kód objímky (samice) • COD. M = kód vsuvky (samec).
L1, L2, L3, L4 a ØT = kóty výkresu • HEX / CH = rozměr klíče • IG = provedení závitu.
Weight = hmotnost [g] • Packaging = balení výrobce [ks] • Standard = norma závitu.

HYDROTRUCK
Hydrotruck s.r.o.
Tovačovská 3457/4a, 750 02 Přerov
Česká republika
www.hydrotruck.cz
info@hydrotruck.cz
poptavky@hydrotruck.cz

PLT4

PLT4 DN20 - BG 3 - ISO 12.5

THREADS	L2	L3	L4	ØT	F	STANDARD	FEMMINA - FEMALE - MUFFE - FEMELLE			MASCHIO - MALE - STECKER - MALE		
							COD. F	Weight (g)	Packaging (pcs)	COD. M	Weight (g)	Packaging (pcs)
AGS 3	96.5	85	26	12L	M18x1.5	ISO 8434-1-L	PLT4.2018.502	484	30	PLT4.2018.503	267	42
	97.5	86	27	15L	M22x1.5	ISO 8434-1-L	PLT4.2022.502	508	30	PLT4.2022.503	292	42
	97.5	86	27	18L	M26x1.5	ISO 8434-1-L	PLT4.2026.502	542	30	PLT4.2026.503	324	42
	104.5	93	34	22L	M30x2	ISO 8434-1-L	PLT4.2030.502	576	30	PLT4.2030.503	361	42
	97.5	86	27	10S	M18x1.5	ISO 8434-1-S	PLT4.2018.602	491	30	PLT4.2018.603	276	42
	97.5	86	27	12S	M20x1.5	ISO 8434-1-S	PLT4.2020.602	508	30	PLT4.2020.603	286	42
	99.5	88	29	14S	M22x1.5	ISO 8434-1-S	PLT4.2022.602	515	30	PLT4.2022.603	302	42
	99.5	88	29	16S	M24x1.5	ISO 8434-1-S	PLT4.2024.602	528	30	PLT4.2024.603	310	42
	104.5	93	34	20S	M30x2	ISO 8434-1-S	PLT4.2030.602	571	30	PLT4.2030.603	356	42
AGS 4	111	99.5	40.5		1"-14 UNS 2A	ISO 8434-3	PLT4.2025.532	548	30	PLT4.2025.533	323	42
	112	100.5	41.5		1"3/16-12 UN 2A	ISO 8434-3	PLT4.2030.532	581	30	PLT4.2030.533	367	42
AG 5	86.5	78	16		BSP 3/4"	DIN 3852-2-A	PLT4.2019.712	477	35	PLT4.2019.713	273	42

HYDROTRUCK

THREADS

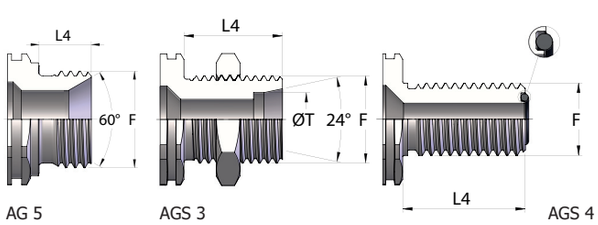

F = připojovací závit • COD. F = kód objímky (samice) • COD. M = kód vsuvky (samec).
L1, L2, L3, L4 a ØT = kóty výkresu • HEX / CH = rozměr klíče • IG = provedení závitu.
Weight = hmotnost [g] • Packaging = balení výrobce [ks] • Standard = norma závitu.

HYDROTRUCK
Hydrotruck s.r.o.
Tovačovská 3457/4a, 750 02 Přerov
Česká republika
www.hydrotruck.cz
info@hydrotruck.cz
poptavky@hydrotruck.cz

PLT4

PLT4 DN22 - BG 4A - ISO 16

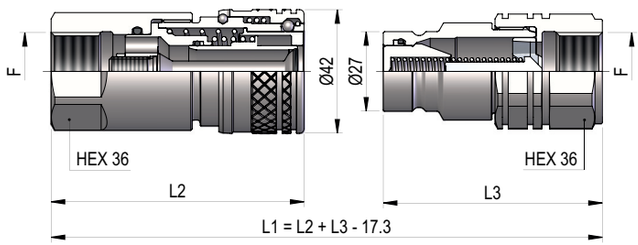

THREADS	L2	L3	L4	ØT	F	STANDARD	FEMMINA - FEMALE - MUFFE - FEMELLE			MASCHIO - MALE - STECKER - MALE		
							COD. F	Weight (g)	Packaging (pcs)	COD. M	Weight (g)	Packaging (pcs)
IG 1	86	72.5			BSP 1/2"	DIN 3852-2	PLT4.2213.112	576	30	PLT4.2213.113	326	42
	86	74			NPT 1/2"	ANSI B1.20.1	PLT4.2213.012	579	30	PLT4.2213.013	340	42
	86	74			Rc 1/2"	EN 10226-2	PLT4.2213.042	581	30	PLT4.2213.043	340	42
	86	74.5			BSP 3/4"	DIN 3852-2	PLT4.2219.112	545	30	PLT4.2219.113	307	42
	86	74.8			NPT 3/4"	ANSI B1.20.1	PLT4.2219.012	553	30	PLT4.2219.013	312	42
	87	74.8			Rc 3/4"	EN 10226-2	PLT4.2219.042	558	30	PLT4.2219.043	315	42
	85	70.5			M18x1.5	DIN 3852-1	PLT4.2218.102	580	30	PLT4.2218.103	325	42
	85	70			M22x1.5	DIN 3852-1	PLT4.2222.102	563	30	PLT4.2222.103	308	42
	86	74			M26x1.5	DIN 3852-1	PLT4.2226.102	542	30	PLT4.2226.103	305	42
	86	74			M30x1.5	DIN 3852-1	PLT4.2230.102	516	30	PLT4.2230.103	279	42
IG 2	82	70			3/4"-16 UNF 2B	SAE J 1926-1	PLT4.2219.032	553	30	PLT4.2219.033	318	42
	84	74			7/8"-14 UNF 2B	SAE J 1926-1	PLT4.2223.032	558	30	PLT4.2223.033	331	42
	86	74			1"1/16-12 UN 2B	SAE J 1926-1	PLT4.2227.032	538	30	PLT4.2227.033	328	42
AG 2	89.7	75.7	16.7		3/4"-16 UNF 2A	ISO 8434-2	PLT4.2219.302	497	30	PLT4.2219.303	273	42
	92.3	78.3	19.3		7/8"-14 UNF 2A	ISO 8434-2	PLT4.2223.302	507	30	PLT4.2223.303	282	42
	95	81	22		1"1/16-12 UN 2A	ISO 8434-2	PLT4.2227.302	535	30	PLT4.2227.303	297	42
AGS 2	110.6	96.6	37.6		3/4"-16 UNF 2A	ISO 8434-2	PLT4.2219.502	540	30	PLT4.2219.503	311	42
	114	100	41.1		7/8"-14 UNF 2A	ISO 8434-2	PLT4.2223.502	557	30	PLT4.2223.503	316	42
	118.4	104.4	45.4		1"1/16-12 UN 2A	ISO 8434-2	PLT4.2227.502	591	30	PLT4.2227.503	349	42
AG 3	84	70	11	12L	M18x1.5	ISO 8434-1-L	PLT4.2218.302	500	30	PLT4.2218.303	264	42
	85	71	12	15L	M22x1.5	ISO 8434-1-L	PLT4.2222.302	505	30	PLT4.2222.303	269	42
	85	71	12	18L	M26x1.5	ISO 8434-1-L	PLT4.2226.302	513	30	PLT4.2226.303	275	42
	87	73	14	22L	M30x2	ISO 8434-1-L	PLT4.2230.302	515	30	PLT4.2230.303	279	42
	85	71	12	10S	M18x1.5	ISO 8434-1-S	PLT4.2218.402	506	30	PLT4.2218.403	268	42
	85	71	12	12S	M20x1.5	ISO 8434-1-S	PLT4.2220.402	509	30	PLT4.2220.403	271	42
	87	73	14	14S	M22x1.5	ISO 8434-1-S	PLT4.2222.402	513	30	PLT4.2222.403	275	42
	87	73	14	16S	M24x1.5	ISO 8434-1-S	PLT4.2224.402	516	30	PLT4.2224.403	277	42
	89	75	16	20S	M30x2	ISO 8434-1-S	PLT4.2230.402	528	30	PLT4.2230.403	292	42

segue/follows/folgt/suite

THREADS

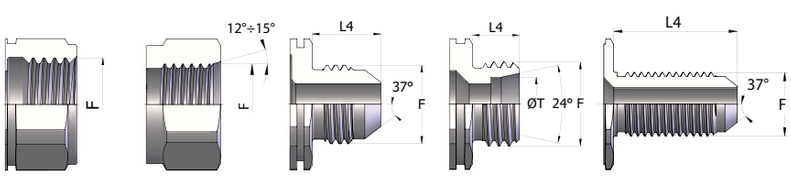

IG 1 IG 2 AG 2 AG 3 AGS 2

F = připojovací závit • COD. F = kód objímky (samice) • COD. M = kód vsuvky (samec).
L1, L2, L3, L4 a ØT = kóty výkresu • HEX / CH = rozměr klíče • IG = provedení závitu.
Weight = hmotnost [g] • Packaging = balení výrobce [ks] • Standard = norma závitu.

HYDROTRUCK
Hydrotruck s.r.o.
Tovačovská 3457/4a, 750 02 Přerov
Česká republika
www.hydrotruck.cz
info@hydrotruck.cz
poptavky@hydrotruck.cz

PLT4

PLT4 DN22 - BG 4A - ISO 16

THREADS	L2	L3	L4	ØT	F	STANDARD	FEMMINA - FEMALE - MUFFE - FEMELLE			MASCHIO - MALE - STECKER - MALE		
							COD. F	Weight (g)	Packaging (pcs)	COD. M	Weight (g)	Packaging (pcs)
AGS 3	99	85	26	12L	M18x1.5	ISO 8434-1-L	PLT4.2218.502	530	30	PLT4.2218.503	293	42
	100	86	27	15L	M22x1.5	ISO 8434-1-L	PLT4.2222.502	554	30	PLT4.2222.503	317	42
	100	86	27	18L	M26x1.5	ISO 8434-1-L	PLT4.2226.502	588	30	PLT4.2226.503	349	42
	107	93	34	22L	M30x2	ISO 8434-1-L	PLT4.2230.502	623	30	PLT4.2230.503	386	42
	100	86	27	10S	M18x1.5	ISO 8434-1-S	PLT4.2218.602	538	30	PLT4.2218.603	301	42
	100	86	27	12S	M20x1.5	ISO 8434-1-S	PLT4.2220.602	554	30	PLT4.2220.603	312	42
	102	88	29	14S	M22x1.5	ISO 8434-1-S	PLT4.2222.602	562	30	PLT4.2222.603	327	42
	102	88	29	16S	M24x1.5	ISO 8434-1-S	PLT4.2224.602	575	30	PLT4.2224.603	335	42
	107	93	34	20S	M30x2	ISO 8434-1-S	PLT4.2230.602	618	30	PLT4.2230.603	381	42
AGS 4	113.5	99.5	40.5		1"-14 UNS 2A	SAE J 1453	PLT4.2225.532	594	30	PLT4.2225.533	348	42
	114.5	100.5	41.5		1"3/16-12 UN 2A	SAE J 1453	PLT4.2230.532	628	30	PLT4.2230.533	392	42
AG 5	89	78	16		BSP 3/4"	DIN 3852-2-A	PLT4.2219.712	524	30	PLT4.2219.713	298	42

HYDROTRUCK

THREADS

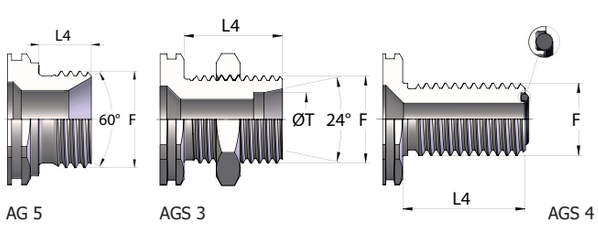

F = připojovací závit • COD. F = kód objímky (samice) • COD. M = kód vsuvky (samec).
L1, L2, L3, L4 a ØT = kóty výkresu • HEX / CH = rozměr klíče • IG = provedení závitu.
Weight = hmotnost [g] • Packaging = balení výrobce [ks] • Standard = norma závitu.

HYDROTRUCK
Hydrotruck s.r.o.
Tovačovská 3457/4a, 750 02 Přerov
Česká republika
www.hydrotruck.cz
info@hydrotruck.cz
poptavky@hydrotruck.cz

PLT4

PLT4 DN25 - BG 4 - ISO 19

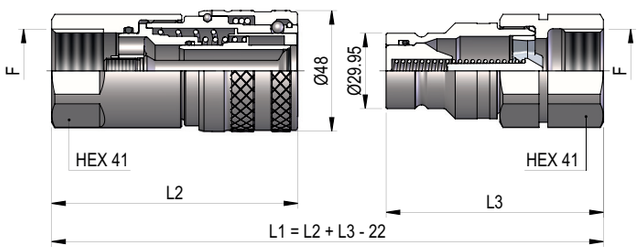

THREADS	L2	L3	L4	ØT	F	STANDARD	FEMMINA - FEMALE - MUFFE - FEMELLE			MASCHIO - MALE - STECKER - MALE		
							COD. F	Weight (g)	Packaging (pcs)	COD. M	Weight (g)	Packaging (pcs)
IG 1	94.5	86			BSP 3/4"	DIN 3852-2	PLT4.2519.112	808	23	PLT4.2519.113	478	30
	94.5	86			NPT 3/4"	ANSI B1.20.1	PLT4.2519.012	814	23	PLT4.2519.013	485	30
	94.5	86			Rc 3/4"	EN 10226-2	PLT4.2519.042	816	23	PLT4.2519.043	485	30
	97.5	86			BSP 1"	DIN 3852-2	PLT4.2525.112	780	23	PLT4.2525.113	414	30
	97.5	86			NPT 1"	ANSI B1.20.1	PLT4.2525.012	786	23	PLT4.2525.013	427	30
	94.5	86			M24x1.5	DIN 3852-1	PLT4.2524.102	853	23	PLT4.2524.103	507	30
	97.5	86			M30x1.5	DIN 3852-1	PLT4.2530.102	810	23	PLT4.2530.103	450	30
IG 2	95	86			1"1/16-12 UN 2B	SAE J 1926-1	PLT4.2527.032	817	23	PLT4.2527.033	471	30
	95	87			1"5/16-12 UN 2B	SAE J 1926-1	PLT4.2533.032	758	23	PLT4.2533.033	413	30
AG 2	108	90	23.1		1”5/16-12 UN 2A	ISO 8434-2	PLT4.2533.302	822	23	PLT4.2533.303	412	30
AGS 2	130.4	112.4	45.4		1”5/16-12 UN 2A	ISO 8434-2	PLT4.2533.502	881	23	PLT4.2533.503	510	30
AG 3	97	79	12	18L	M26x1.5	ISO 8434-1-L	PLT4.2526.302	773	23	PLT4.2526.303	373	30
	99	81	14	22L	M30x2	ISO 8434-1-L	PLT4.2530.302	777	23	PLT4.2530.303	378	30
	99	81	14	28L	M36x2	ISO 8434-1-L	PLT4.2536.302	776	23	PLT4.2536.303	383	30
	101	83	16	20S	M30x2	ISO 8434-1-S	PLT4.2530.402	790	23	PLT4.2530.403	389	30
	103	85	18	25S	M36x2	ISO 8434-1-S	PLT4.2536.402	807	23	PLT4.2536.403	412	30
AGS 3	119	101	34	18L	M26x1.5	ISO 8434-1-L	PLT4.2526.502	864	23	PLT4.2526.503	461	30
	119	101	34	22L	M30x2	ISO 8434-1-L	PLT4.2530.502	882	23	PLT4.2530.503	486	30
	119	101	34	28L	M36x2	ISO 8434-1-L	PLT4.2536.502	910	23	PLT4.2536.503	524	30
	121	103	36	20S	M30x2	ISO 8434-1-S	PLT4.2530.602	902	23	PLT4.2530.603	503	30
	123	105	38	25S	M36x2	ISO 8434-1-S	PLT4.2536.602	960	23	PLT4.2536.603	565	30
AG 5	106	88	18		BSP 1"	DIN 3852-2-B	PLT4.2525.212	818	23	PLT4.2525.213	420	30
	104	86	16		BSP 3/4"	DIN 3852-2-A	PLT4.2519.712	797	23	PLT4.2519.713	396	30
	106	88	18		BSP 1"	DIN 3852-2-A	PLT4.2525.712	775	23	PLT4.2525.713	422	30
AG 8	102	84	17		BSP 1"	BS B5200	PLT4.2525.702	751	23	PLT4.2525.703	398	30
	101	83	16		M30x1.5	DIN 7631	PLT4.2530.702	791	23	PLT4.2530.703	392	30

HYDROTRUCK

THREADS

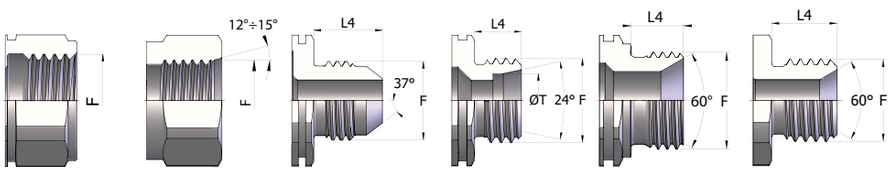

IG 1 IG 2 AG 2 AG 3 AG 5 AG 8

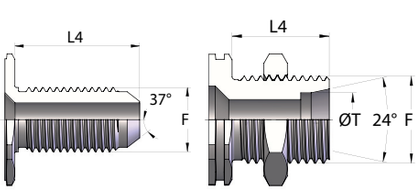

AGS 2 AGS 3

F = připojovací závit • COD. F = kód objímky (samice) • COD. M = kód vsuvky (samec).
L1, L2, L3, L4 a ØT = kóty výkresu • HEX / CH = rozměr klíče • IG = provedení závitu.
Weight = hmotnost [g] • Packaging = balení výrobce [ks] • Standard = norma závitu.

HYDROTRUCK
Hydrotruck s.r.o.
Tovačovská 3457/4a, 750 02 Přerov
Česká republika
www.hydrotruck.cz
info@hydrotruck.cz
poptavky@hydrotruck.cz

PLT4

PLT4 DN30 - BG 5 - ISO 25

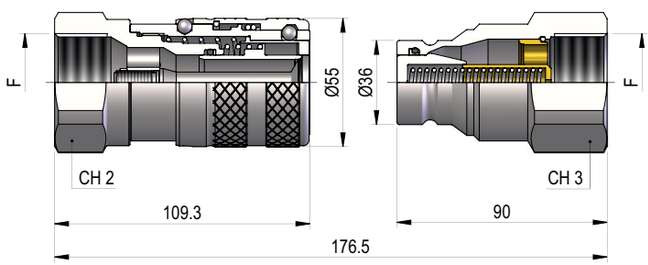

THREADS	CH2	CH3	F	STANDARD	FEMMINA - FEMALE - MUFFE - FEMELLE			MASCHIO - MALE - STECKER - MALE		
					COD. F	Weight (g)	Packaging (pcs)	COD. M	Weight (g)	Packaging (pcs)
IG 1	50	50	BSP 1"	DIN 3852-2	PLT4.3025.112	1236	7	PLT4.3025.113	726	20
	50	50	NPT 1"	ANSI B1.20.1	PLT4.3025.012	1260	7	PLT4.3025.013	733	20
	55	55	BSP 1"¼	DIN 3852-2	PLT4.3031.112	1238	7	PLT4.3031.113	769	20
	55	55	NPT 1"¼	ANSI B1.20.1	PLT4.3031.012	1253	7	PLT4.3031.013	781	20
IG 2	50	50	1"5/16-12 UN 2B	SAE J 1926-1	PLT4.3033.032	1235	7	PLT4.3033.033	715	20
	55	55	1"5/8-12 UN 2B	SAE J 1926-1	PLT4.3041.032	1241	7	PLT4.3041.033	768	20

HYDROTRUCK

THREADS

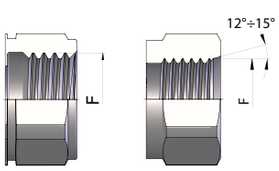

IG 1 IG 2

F = připojovací závit • COD. F = kód objímky (samice) • COD. M = kód vsuvky (samec).
L1, L2, L3, L4 a ØT = kóty výkresu • HEX / CH = rozměr klíče • IG = provedení závitu.
Weight = hmotnost [g] • Packaging = balení výrobce [ks] • Standard = norma závitu.

HYDROTRUCK
Hydrotruck s.r.o.
Tovačovská 3457/4a, 750 02 Přerov
Česká republika
www.hydrotruck.cz
info@hydrotruck.cz
poptavky@hydrotruck.cz

ACCESSORI / ACCESSORIES / ZUBEHÖR / ACCESSOIRES - PLT4

PLASTIC CAPS

NOMINAL SIZE			FEMALE DUST CAP					MALE DUST CAP					COLOR	MATERIAL
				Dimensions			Weight		Dimensions			Weight		
DNP	BG	ISO	COD. F	D	L	D1	(g)	COD. M	D	L	D1	(g)		
06	1	6.3	SPLT.06002	32.5	200	20	16	SPLT.06003	26	200	20	13		PVC
13	2	10	SPLT.13002	37	200	26	21	SPLT.13003	27.5	200	26	15		PVC
20	3	12.5	SPLT.20002	43	200	31.5	29	SPLT.20003	35	200	31.5	26		PVC
25	4	19	SPLT.25002	53.5	265	35	51	SPLT.25003	43	265	35	41		PVC

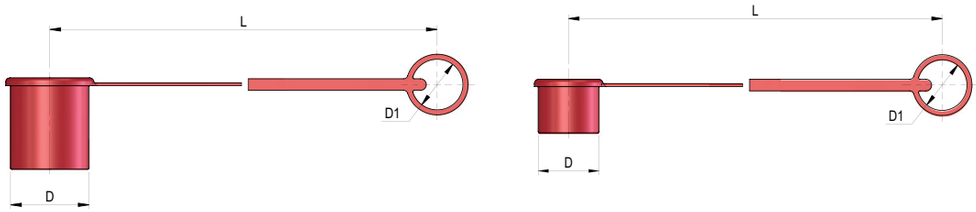

NOMINAL SIZE			FEMALE DUST CAP					MALE DUST CAP					COLOR	MATERIAL
				Dimensions			Weight		Dimensions			Weight		
DNP	BG	ISO	COD. F	D	L	D1	(g)	COD. M	D	L	D1	(g)		
22	4A	16	SPLT.22002	47	200	32.5	34	SPLT.22003	38	200	32.5	30		PVC
30	5	25	SPLT.30002	62	280	48	75	SPLT.30003	51	270	48	60		PVC

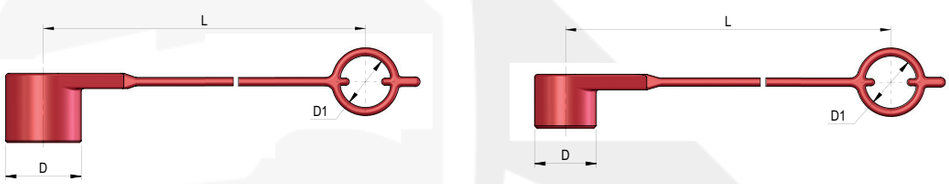

METAL CAPS

NOMINAL SIZE			FEMALE DUST CAP					MALE DUST CAP					MATERIAL
				Dimensions			Weight		Dimensions			Weight	
DNP	BG	ISO	COD. F	D	L	D1	(g)	COD. M	D	L	D1	(g)	
06	1	6.3	SPLT.06202	35	200	32	41	SPLT.06203	25	200	32	28	Aluminum
13	2	10	SPLT.13202	40	200	32	48	SPLT.13203	30	200	32	39	Aluminum
20	3	12.5	SPLT.20202	45	200	32	53	SPLT.20203	32	200	32	40	Aluminum
22	4A	16	SPLT.22202	50	200	32	63	SPLT.22203	35	200	32	43	Aluminum
25	4	19	SPLT.25202	55	275	47.5	74	SPLT.25203	40	275	47.5	66	Aluminum
30	5	25	SPLT.30202	65	275	47.5	126	SPLT.30203	45	275	47.5	71	Aluminum

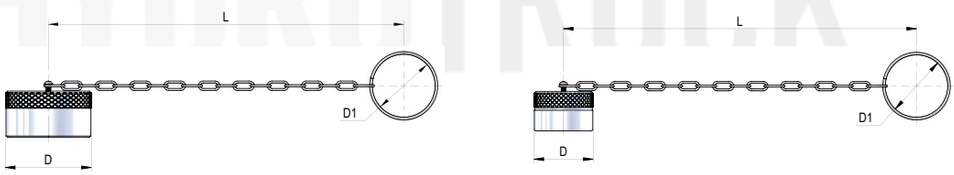

Plastic caps = plastové krytky • Metal caps = kovové krytky.
Female dust cap = krytka objímky • Male dust cap = krytka vsuvky.
Dimensions = rozměry • Weight = hmotnost • Color = barva • Material = materiál.

HYDROTRUCK
Hydrotruck s.r.o.
Tovačovská 3457/4a, 750 02 Přerov
Česká republika
www.hydrotruck.cz
info@hydrotruck.cz
poptavky@hydrotruck.cz

PLT4 - ACCESSORI / ACCESSORIES / ZUBEHÖR / ACCESSOIRES

AUTOMATIC CAPS

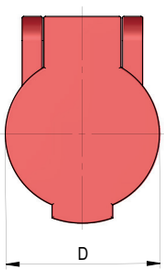



NOMINAL SIZE			AUTOMATIC FEMALE CAP				COLOR	MATERIAL
				Dimensions		Weight		
DNP	BG	ISO	COD. F	D	S	(g)		
13	2	10	SPLT.13302	38	17	17		Nylon
13	2	10	SPLT.13342	38	17	17		Nylon
20	3	12.5	SPPV.13302	46	18.5	24		Nylon
20	3	12.5	SPPV.13312	46	18.5	24		Nylon
20	3	12.5	SPPV.13322	46	18.5	24		Nylon
20	3	12.5	SPPV.13332	46	18.5	24		Nylon
20	3	12.5	SPPV.13342	46	18.5	24		Nylon

SPARE PARTS

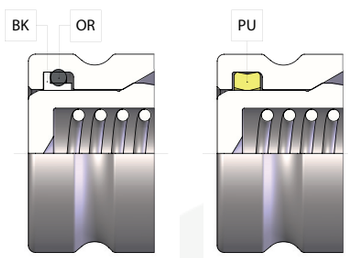

NOMINAL SIZE			MALE GASKET		MALE GASKET
DNP	BG	ISO	OR (NBR*)	BK (PTFE)	PU (POLYURETHANE)
04	0	5	PLT.004.120	PLT.004.130	-
06	1	6.3	PLT.006.120	PLT.006.130	-
13	2	10	PLT.013.120	PLT.013.130	PLK.013.210
20	3	12.5	PLT.019.120	PLT.019.130	PVT.019.210
22	4A	16	PLT.022.120	PLT.022.130	PVT.022.210
25	4	19	PLT.025.120	PLT.025.130	PVT.025.210
30	5	25	PLT.031.120	PLT.031.130	PVT.030.210

*AL CODICE DELLA GUARNIZIONE IN NBR AGGIUNGERE 'E' PER EPDM O 'V' PER VITON
*TO THE NBR GASKET CODE ADD 'E' FOR EPDM OR 'V' FOR VITON
*ZU DER ARTIKELNR. DER NBR DICHTUNG GEBEN SIE 'E' FUER EPDM ODER 'V' FUER VITON AN
*AU CODE DU JOINT EN NBR JOINDRE 'E' POUR EPDM OU 'V' POUR VITON

HYDROTRUCK

Automatic caps = automatické krytky objímek • Male gasket = těsnění vsuvky.
OR = O-kroužek • BK = opěrný kroužek • PU = polyuretan • Weight = hmotnost.
Poznámka DNP k těsnění NBR: E pro EPDM, V pro Viton.

HYDROTRUCK
Hydrotruck s.r.o.
Tovačovská 3457/4a, 750 02 Přerov
Česká republika
www.hydrotruck.cz
info@hydrotruck.cz
poptavky@hydrotruck.cz